



technical data type RLG

Housing:

Made of white coated steel and ABS Body.
Developed for recessed module 600 ceilings.

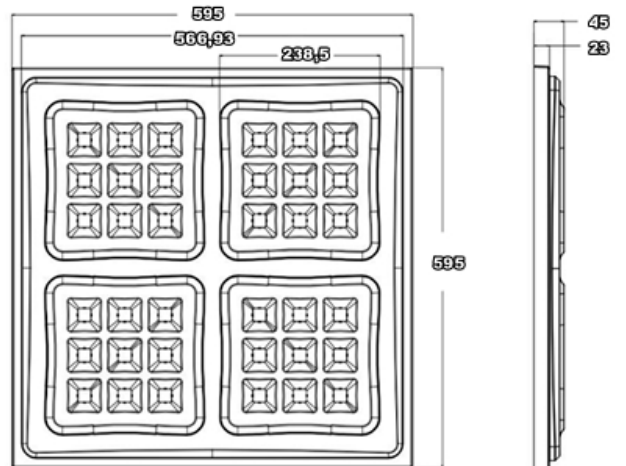
Diffuser:

Frosted PC lens mounted into body.
UGR < 17

- *Optional* : surface mounted frame.
recessed frame for gypsum plasterboard.

Electrical specifications:


- LED current driver with ENEC certificate.
- Optional DALI Dim
- Product life time 50.000h L80B50
- Available in color 4000K (2700K/5000K/6500K on demand)
- Operating temp. -10°C to 40°C with CRI of min. 80 and 95 optional.
- Luminous efficiency: LER up to 118lm/W
- SDCM < 3
- Multi Watt: multi current DIP switch



Housing (mm)	Power	Flux (Lumen)
--------------	-------	--------------

600x600	34 W	4000 lm
	37 W	4200 lm
	39 W	4400 lm
	41 W	4650 lm

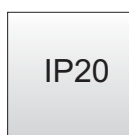

- Net weight 3 kg



option : frame for plasterboard



16.02.2024



Correction factor 0,95 for 830

Luminous output and electrical load have an initial tolerance of +/- 10 % from nominal.

VLUX
Industrieweg Roosveld
3400 LANDEN BELGIUM

Tel + 32 11 88 09 00

website www.vlux.com

ISO 9001 certified company

